

Let us pray... for forgiveness.



In the Easter story, Jesus died on the cross.

Christians believe that because of this, they can freely ask God for forgiveness - they can say sorry and know they are forgiven.

We all do and say things wrong, things that we regret and wish we hadn't.

Take time to think about your actions and words.

If you want to, you can write a sorry thought or prayer onto a piece of cloth and then pin it to the cross to remember what Jesus went through so that we can be forgiven.



Let us pray... for forgiveness.

You will need:

- Wooden cross (made from old pallets/left overs—sand the edges to avoid splinters)
- Nails
- Hammer*
- Pieces of white cloth (old pillowcase/sheet)
- Pens

*Adult supervision needed



Let us pray... when we are worried.

Please choose a length of string and then read the Bible verses about worry. It can help to say them aloud.

Throughout the Bible, we are reminded that God wants us to not to worry but let him take care of us.

Think about the things that worry or concern you. Tie a knot for each situation or person that you are worried about.

Now take some time to give those situations over to God, and ask God's peace to calm you.

As you give each worry to God, untie a knot as a sign that you are letting God, and letting

Keep the string to help you to give them to God in the future too.

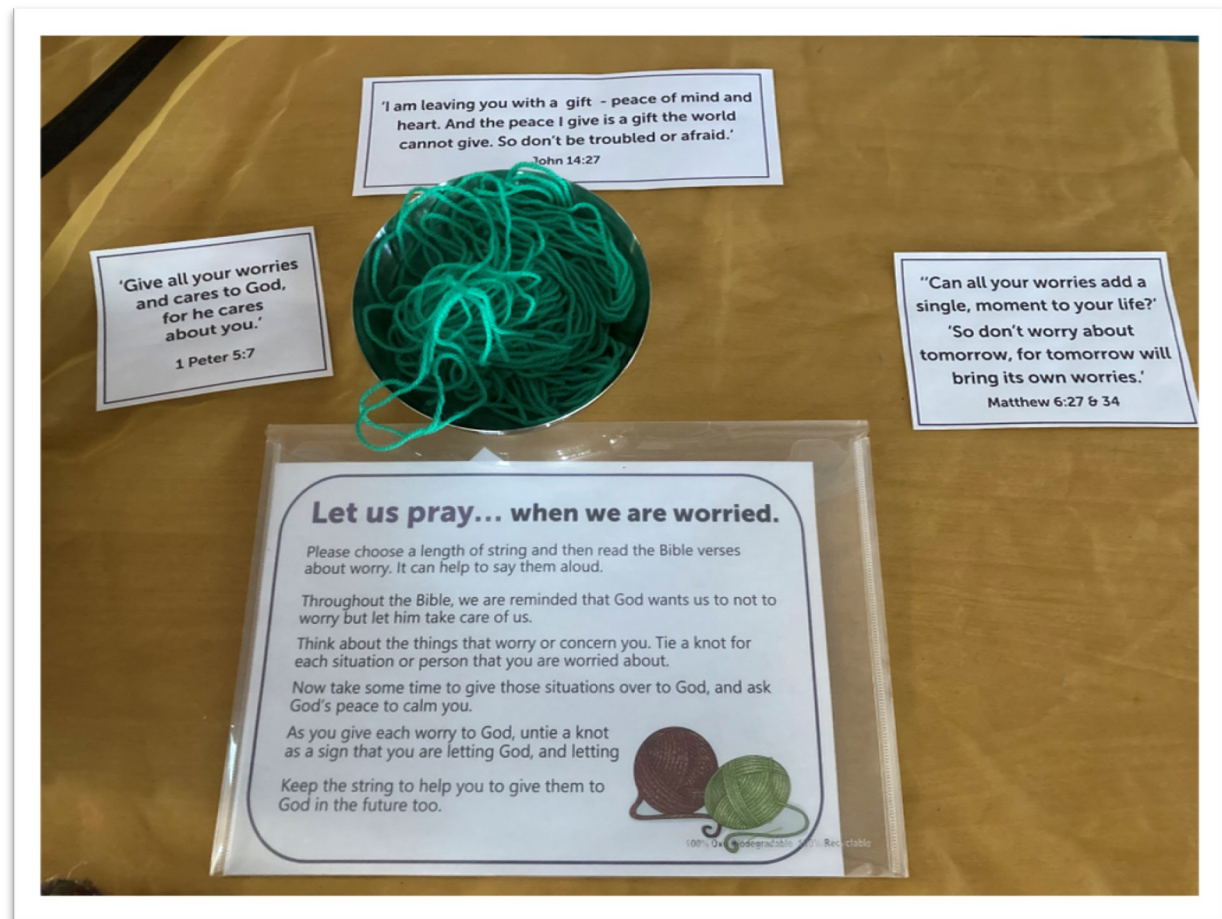


Let us pray... when we are worried.

Adapted from : <https://familyministrytools.org/wp-content/uploads/2020/03/WORRY-KNOTS-2.pdf>

You will need:

- Wool lengths (upto 30cm)
- Bible verses



**'Give all your worries
and cares to God,
for he cares
about you.'**

1 Peter 5:7

**"Can all your worries add a
single, moment to your life?"**

**'So don't worry about
tomorrow, for tomorrow will
bring its own worries.'**

Matthew 6:27 & 34

**'I am leaving you with a gift - peace of mind and
heart. And the peace I give is a gift the world
cannot give. So don't be troubled or afraid.'**

John 14:27

Let us pray... for peace.

Have a look at the images on the table.

Is there one that really stands out to you?

How do you feel about it? What do you think?

Who needs peace in that situation?



Take a paper square and write a word or two about one of the events in the middle. You may want to draw or write a thought or prayer around the edges.

Next, follow the instructions to fold your thought or prayer into an origami dove of peace and then add it to the others.



Let us pray... for peace.

Adapted from: [Prayer Spaces In Schools](#)

You will need:

- Origami paper squares
- Bird instructions *
- Pens
- Bible verse print outs (attached)



* There are many versions of the instructions for the peace dove, here is [one](#) that you might find useful.



YEMEN



Syria



Eritrean refugees in Tigray



Darfur

Let us pray... for justice.



Some people are treated unfairly.

Look at the scales, one side is weighted down with things that aren't fair.

You can read some of the examples.

Scales are often used as a symbol of justice.

Think about a thought, prayer and/or action that you could do to help bring justice to the world.

Put your thought or prayer onto the other side of the scales.

Together, could our prayers and actions tip the balance?



Let us pray... for justice.

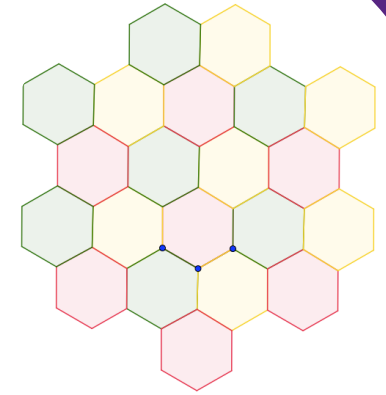
Adapted from [Prayer Spaces In Schools](#)

You will need:

- Scales
- Card injustices (pre-printed)
- Pens
- Cards to write on

Let us pray... for unity.

Pick up one of the blank cardboard hexagons. Either draw a self portrait or write your name and your church onto it.



Jesus prayed the following prayer for all of us in the garden of Gethsemane.

'My prayer is not for them alone. I pray also for those who will believe in me through their message, that all of them may be one, Father, just as you are in me and I am in you. May they also be in us so that the world may believe that you have sent me.'

John 17:20-21

Now add your piece to the honeycomb puzzle.

Try and place it next to another person's piece who you don't know.

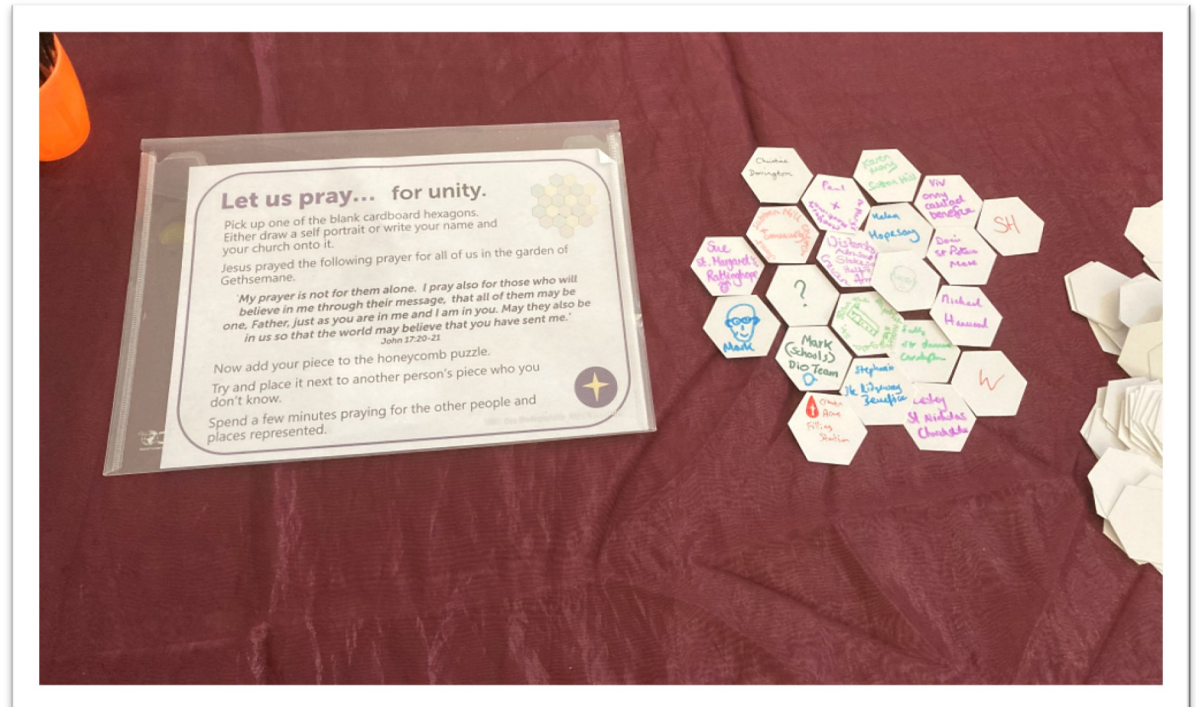
Spend a few minutes praying for the other people and places represented.



Let us pray... for unity.

You will need:

- Hexagon template cards ([Amazon](#) or [e-bay](#) [100Pcs Hexagon Shape Paper Quilting Template Polygon Paper Quilting Templates for Patchwork Sewing Craft DIY Stitching Tool\(22mm\) : Amazon.co.uk: Home & Kitchen](#))
- Pens



Let us pray... for those without a home.



Most of us have nice warm, clean homes.

Many children and adults around the world don't.

Some have no homes, or are forced to move about from place to place.

If you're able to, sit in the box.

How would it feel to live in a box like this?

If you want to, write or draw your thoughts or prayers onto the box.




Let us pray... for those without a home.

You will need:

- Large cardboard box
- Sleeping bag
- Marker pens
- Images of homeless people
- Facts about homelessness (crisis.org.uk and other charities)

Adapted from [Prayer Spaces In Schools](#)



People sleeping on the street are almost 17 times more likely to have been victims of violence.

www.crisis.org.uk

More than one in three people sleeping rough have been deliberately hit or kicked or experienced some other form of violence whilst homeless.

www.crisis.org.uk

The average age of death for people experiencing homelessness is 46 for men and 42 for women.

www.crisis.org.uk

Homeless people are over nine times more likely to take their own life than the general population.

www.crisis.org.uk

By the end of 2021, 227,000 households across Britain were experiencing the worst forms of homelessness.

www.crisis.org.uk

According to UN sources there are up to 150 million street children in the world today – who, for one reason or another, spend most of their lives on the streets.

www.compasschildrenscharity.org.uk

Let us pray... for the world



Look at the globe.

Do you have family or friends who live in another country?

Have you heard about any of these countries on the news?

If you want to, you can write or draw a thought or prayer for another country, or for someone you know in another country onto a Post-it note and stick it to the globe.



Let us pray... for

You will need:

- Inflatable globe
- Dark cloth to represent space
- Post it notes*
- Pens*
- Images from current world news (not provided as will change)
- You can use wipeboard markers on the inflatable globe that can then be erased instead of the post it notes.

Adapted from [Prayer Spaces In Schools](#)



Let us pray... for ourselves.

Look in the mirror. What do you see?

Hold up one of the words on a card and read it in the mirror.

Read some of the quotes from around the mirror too.

Take your time.

Christians believe that God made everyone and more importantly that God loves everyone.

No one is perfect, but each person is unique and special and that includes you!



Let us pray... for ourselves.

You will need:

- A mirror
- Bible passages about image (in pack)
- Mirrored words on paper (in pack)

Adapted from Prayer Spaces In Schools



**The Lord does not look at
the things people look at.
People look at the outward
appearance, but the Lord
looks at the heart.**

1 Samuel 16:7

**I praise you because I am
fearfully and wonderfully
made;
your works are wonderful,
I know that full well.**

Psalm 139:14

**For you created my
inmost being;
you knit me together in
my mother's womb.**

Psalm 139:13

**But you are a chosen
people, a royal priesthood,
a holy nation, God's special
possession.**

1 Peter 2:9

**So God created mankind
in his own image, in the
image of God he created
them....**

Genesis 1:27

**See what great love the
Father has lavished on us,
that we should be
called children of God!**

1 John 3:1

empinnu

enbiun

berzirenc

berzirenc

benpiæb yltæfæq

benpiæb yltæfæq

boæ yd bevoi

boæ yd bevoi

a child of God

a child of God

created

created

Let us pray... with thankful hearts.

**Devote yourselves to prayer,
being watchful and thankful.**

Colossian 4:2

What are you thankful for?

Take some time to reflect on the past week.

Are there people that you are thankful for? Or maybe you've seen situations change for the better.

Then write down the things you are thankful onto a heart sticky note.

Put your thanks filled heart into the bowl.

If you would like, you could thank God for those people and situations in a simple prayer.



Let us pray... with thankful hearts.

You will need:

- Large bowl/tray
- Heart shaped post it notes
- Pens



Let us pray... anytime.

Prayer is like a mobile phone. You can talk to God at any time, anywhere.

Why not take some time to pause and pray in your day.

Lie down on the phone and spend some time talking through your day.

What went well? You could thank God for it.

What went wrong? You could ask God to help you deal with it.

Who needs help? Who could you pray for?

What's next? Ask God to bless the situations you will be going back to.



Let us pray... in memory.

Blessed are those who mourn, for they will be comforted.

Matthew 5:4

Over the past few years many people have lost someone or something precious to them.

If you have lost someone or something close to you then take some time to remember them now.

God promises to be close to us in our grief,

'The Lord is close to the broken hearted and saves those who are crushed in spirit.' Psalm 34:18

Write a prayer, or a memory onto the luggage tag and tie it onto the tree of light. Ask God to be with you now.

'He will wipe every tear from their eyes. There will be no more death' or mourning or crying or pain, for the old order of things has passed away.



Revelation 21:4

Let us pray... that we can live as light.

"You are the light of the world..."

Matthew 5:14



Take some time to think about light.

Light is useful for many things.

Light drives away the darkness.

Could you live in a world without light?

What would that look like?

As you look at the different lights on the table think about your life.

Are you like a lighthouse, or a flashlight with dying batteries?

Pray that your light would shine brightly, and not be hidden or die out.

Let us pray... that we can live as light.

Adapted from: [Prayer ideas for student ministries](#)

You will need:

- images of light sources, (copyright free downloads from www.pixabay.com) (included)
- battery operated tealights
- (available from Amazon or pound shops)
- Only use real candles if safe to do so.
- Battery operated lamp/torches.



Flinders

